

SYNTHESIS OF NOGALOSE , A COMPONENT OF THE ANTITUMOR ANTIBIOTIC
NOGALAMYCIN.

LYDIA VALENTE, ALAIN OLESKER, ROSA RABANAL, LAURO E.S. BARATA and
GABOR LUKACS *

(Institut de Chimie des Substances Naturelles du CNRS, 91190-Gif-
sur-Yvette, France)

and

TON THAT THANG

(Equipe de recherche N° 195, CNRS , 8 rue Ecole Normale, Mont -
pellier, Cedex 34075, France)

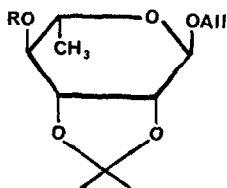
Four naturally occurring 3-C-branched-chain monosaccharides are known in which the configuration of the substituent at C-2 in the most favoured conformation is axial : nogalose (21)¹, vinelose², evalose³ and sibirosamine⁴. A synthesis of vinelose has already been reported^{14,15}. We have recently developed a general method applicable for the preparation of all the four monosaccharides and wish to report here as an example the synthesis of nogalose (21) (2,3,4-tri-O-methyl-3-C-methyl-L-rhamnopyranose) a constituent of the antitumor antibiotic nogalamycin⁵.

Benzyl 4-O-methyl- α -L-rhamnopyranoside (2) (oil, $[\alpha]_D -55.2^\circ$) was readily prepared from benzyl α -L-rhamnopyranoside (1)⁶ using a procedure applied to the synthesis of a compound closely related to (2)⁷. Partial benzylation of (2) in pyridine solution at -45°C afforded in 80% yield a mixture of monobenzoates in which unexpectedly⁸ the undesired compound (3) (mp. 144-145°, $[\alpha]_D -43.4^\circ$) (65%) predominated; the desired (4) (oil, $[\alpha]_D -44.3^\circ$) constituted only 35% of the mixture.

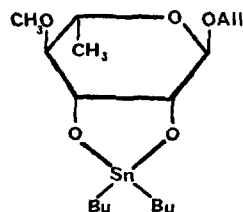
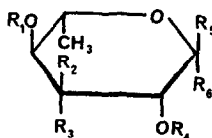
This result prompted us to explore the possibility of the selective protection of the C-3 hydroxy group by another technique. Dibutylstannylene derivatives formed in the reaction between di-n-butyltin oxide and cyclohexanoid axial-equatorial vicinal diols were reported⁹ to open in the presence of alkylating or acylating agents with total regioselectivity. The treatment of dibutylstannylene derivatives with halides constitutes an efficient method of acylation or alkylation of the equatorial hydroxy group in an equatorial-axial pair⁹. However, it is well known that the case of the dibutylstannylene derivative of methyl 4,6-O-benzylidene- α -D-mannopyranoside is an exception⁹. While the mannoside derivative yielded exclusively the 3-O-benzyl ether with benzyl bromide, a mixture of the corresponding 3-O-benzoate and 2-O-benzoate was obtained with benzoyl chloride⁹. Based on this result the synthesis of nogalose (21) could be completed in the following way :

Allyl α -L-rhamnopyranoside (5) (oil, $[\alpha]_D -56^\circ$) could be prepared in much higher yield (92%) than benzyl α -L-rhamnopyranoside (1)⁶. Allyl 4-O-methyl- α -L-rhamnopyranoside (6) (oil, $[\alpha]_D -81^\circ$) was obtained in quantitative yield from (5) through allyl 2,3-isopropylidene- α -L-rhamnopyranoside (7) (oil, $[\alpha]_D -32^\circ$), methylation (8) (oil, $[\alpha]_D -55^\circ$) and acid hydrolysis of the isopropylidene group. Reaction of (6) with di-n-butyltin

oxide ⁹ in methanol afforded (9) which in the presence of an excess of benzyl bromide in DMF solution under reflux gave allyl 3-O-benzyl-4-O-methyl- α -L-rhamnopyranoside (10) (oil, $[\alpha]_D -5^\circ$) in 94% yield. Isomerisation of the allyl group of (10) into a propenyl group proceeded only after protection of its C-2 hydroxy function. The di-propenyl compound (12) (oil, $[\alpha]_D -29^\circ$) was readily prepared from (11) (oil, $[\alpha]_D -44^\circ$) by potassium t-butoxide treatment in DMSO solution ¹⁰. Depropenylation of (12) was instantaneous in the presence of mercuric chloride ¹¹ affording 3-O-benzyl-4-O-methyl-L-rhamnopyranose (13) with an overall yield of 85% from (10). Treatment of (13) with 1,1-dimethoxy cyclohexane in DMF solution at 55°/15 mm in the presence of a catalytic amount of p-toluene sulfonic acid gave 3-O-benzyl-1,2-O-cyclohexylidene-4-O-methyl- β -L-rhamnopyranose (14) (mp. 78-80°, $[\alpha]_D +27^\circ$) in 68% yield.



(7) R=H

(8) R=CH₃

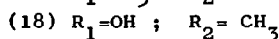
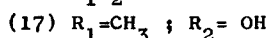
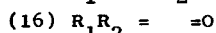
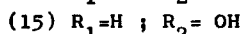
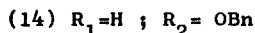
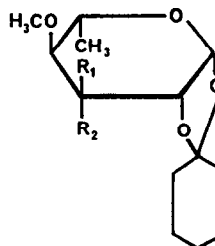
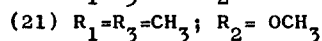
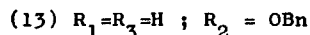
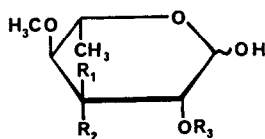
(9)

- (1) R₁=R₂=R₄=R₆=H; R₃=OH; R₅=OBn
- (2) R₂=R₄=R₆=H; R₁=CH₃; R₃=OH; R₅=OBn
- (3) R₂=R₆=H; R₁=CH₃; R₃=OH; R₄=Bz; R₅=OBn
- (4) R₂=R₄=R₆=H; R₁=CH₃; R₃=OBz; R₅=OBn
- (5) R₁=R₂=R₄=R₆=H; R₃=OH; R₅=OAlI
- (6) R₂=R₄=R₆=H; R₁=CH₃; R₃=OH; R₅=OAlI
- (10) R₂=R₄=R₆=H; R₁=CH₃; R₃=OBn; R₅=OAlI
- (11) R₂=R₆=H; R₁=CH₃; R₃=OBn; R₄=AlI; R₅=OAlI
- (12) R₂=R₆=H; R₁=CH₃; R₃=OBn; R₄=Prop; R₅=OProp
- (19) R₆=H; R₁=R₂=R₄=CH₃; R₃=R₅=OCH₃
- (20) R₅=H; R₁=R₂=R₄=CH₃; R₃=R₆=OCH₃

All = Allyl; Bn = Benzyl; Bz = Benzoyl; Prop = Propenyl; Bu = Butyl

Compound (14) was of great importance for the completion of the synthesis of nogalose (21). The substituent at C-2 of (14) and of nogalose (21) is of axial orientation. This substituent of (14) being involved in a cyclohexylidene group, the preparation of the ketone (16), a prerequisite for the construction of the branched-chain of (21), became possible without the risk of isomerisation at C-2 to the more stable equatorial configuration ¹². Furthermore, the presence of a bulky cyclohexylidene protecting group in (14) ensured (vide infra) the predominant upper-face attack of the Grignard reagent on the ketone (16).

Debenzylation of (14) proceeded smoothly affording (15) (oil, $[\alpha]_D \sim 0^\circ$) which was oxidized with DMSO-(Ac)₂O in 95% yield to the ketone (16). Reaction of (16) with methyl-



magnesium iodide in ether furnished in 60% yield two alcohols (17) (oil, $[\alpha]_D -13^\circ$) (70%) and (18) (oil, $[\alpha]_D -15.5^\circ$) (30%) which were separated by preparative thin layer chromatography and their structures unambiguously assigned by ^{13}C n.m.r. spectroscopy. Mild acid hydrolysis of the cyclohexylidene group of (17) followed by methylation, first with methanolic hydrochloric acid, then with methyl iodide in DMF in the presence of sodium hydride gave in almost quantitative yield a mixture of methyl α -L-nogaloside (19) (methyl 2,3,4-tri-O-methyl-3-C-methyl- α -L-rhamnopyranoside) (mp. $39-41^\circ$, $[\alpha]_D -52.7^\circ$, (c=1, CH₃OH), lit.¹: mp. $41-43^\circ$, $[\alpha]_D -48.4^\circ$, (c=1, CH₃OH) and methyl β -L-nogaloside (20) (methyl 2,3,4-tri-O-methyl-3-C-methyl- β -L-rhamnopyranoside) (oil, $[\alpha]_D +23.7^\circ$). Our synthetic sample (19) and methyl α -L-nogaloside prepared from natural nogalose (21) gave absolutely identical 1H n.m.r. spectra¹ at 250 MHz in CDCl₃ and at 90 MHz in C₆D₆ solution. Acid hydrolysis of methyl α -L-nogaloside (19) afforded in quantitative yield the desired nogalose (21)¹³.

The authors thank Dr. B. Bannister, The Upjohn Company, for a sample of nogalose. L.E.S. Barata is indebted to the FAPESP, Brazil, for a postdoctoral fellowship.

REFERENCES

1. P.F. Wiley, D.J. Duchamp, V. Hsiung and C.C. Chidester, J.Org.Chem., 1971, 36, 2670.
2. S. Okuda, N. Suzuki and S. Suzuki, J.Biol.Chem., 1968, 243, 6353.
3. A.K. Ganguly and A.K. Saksena, J.C.S.Chem.Comm., 1973, 531.
4. A.S. Mesentsev and V.V. Kulyaeva, Tetrahedron Letters, 1973, 2225.
5. P.F. Wiley, R.B. Kelly, E.L. Caron, V.H. Wiley, J.H. Johnson, F.A. MacKellar and S.A. Mizsak, J.Amer.Chem.Soc., 1977, 99, 542.

6. J.S. Brimacombe, M.C. Cook and L.C.N. Tucker, *J.Chem.Soc.*,1965, 2292.
7. U. Zehavi and A. Patchornik, *J.Org.Chem.*, 1972, 37, 2285.
8. J.M. Williams and A.C. Richardson, *Tetrahedron*, 1967, 23, 1369.
9. M.A. Nashed and L. Anderson, *Tetrahedron Letters*, 1976, 3503.
10. J. Gigg and R. Gigg, *J.Chem.Soc.*,(C) 1966, 82.
11. R. Gigg and C.D. Warren, *J.Chem.Soc.*,(C) 1968, 1903.
12. B.R. Baker and D.H. Buss, *J.Org.Chem.*, 1965, 30, 2308.
13. Satisfactory spectroscopic and analytical data have been obtained for the compounds prepared. $[\alpha]_D$ values were measured ($c= 0.9 - 1.1$) in CHCl_3 solution except for compounds (5) and (14)(CH_3OH).
14. J.S. Brimacombe, S. Mahmood and A.J. Rollins, *J.Chem.Soc.Perkin I*, 1975 , 1292.
15. M. Funabashi, S. Yamazaki and J. Yoshimura, *Carbohydr.Res.*,1975, 44, 275.

(Received in UK 15 November 1978)